









































This group does
not have
an illustration.

Right-Click Graphic for Options

<input checked="" type="checkbox"/>	Item	Current Part	Description	Replaced Part	Qty	Notes	Kits/Assys Where Used
<input type="checkbox"/>		K-1476	SHIFT LEVER HSG	4530 ,17163 ,18298 ,4304905 ,A - 4437	1	LOW TOWER	
<input type="checkbox"/>		K-1698	-O- RING/ELEMENT KIT		1	FOR FILTER REGULATOR	
<input type="checkbox"/>		K-1935	REPAIR KIT- SLAVE VALVE		1	FOR A-5000 VALVE	
<input type="checkbox"/>		K-1956	COOLER INSTLN KIT		1		
<input type="checkbox"/>		K-1969	SLEEVE KIT	14362 19460 ,21446	1	FOR SLAVE VALVES	K-3746
<input type="checkbox"/>		K-2003	PIN & BUSHING KIT		1		
<input type="checkbox"/>		K-2262	OIL SEAL W/SLINGER	19109 ,20807 ,20808	1	"FOR MECHANICAL COVER"	
<input type="checkbox"/>		K-2394	AIR SYSTEMS TOOL KIT		1		
<input type="checkbox"/>		K-2402	COVER & SCREW KIT	4300751	1		
<input type="checkbox"/>		K-2428	LEVER REPLACEMENT KIT		1	LOW TOWER	

	K-2429	LEVER REPLACEMENT KIT		1	HIGH TOWER	
	K-2468	CLUTCH INSTALLATION KIT		1	FOR USE WITH S-1659 INPUT SHAFT ASSY AND 81504 INPUT SHAFT BEARING	
	K-2805	SHIM KIT	21452 K - 2106	1		K-3339, K-3340, K-3746, S-2783
	K-2918	OIL SEAL KIT	4302322 4302323	1	"FOR MAGNETIC COVER"	K-3339, K-3340, K-3746
	K-2947	COUNTERSHAFT REPL KIT	4302652	1		
	K-2973	SHIFT LEVER HSG KIT	17166 ,17167 ,4303050 ,4304910 ,K - 1630 K - 1941	1	HIGH TOWER	
	K-2977	SHIFT LEVER HSG KIT	4301167 ,4304907 ,A - 6040	1	MID TOWER	
	K-2978	LEVER REPLACEMENT KIT		1	MID TOWER	
	K-3104	ACTUATOR PIN KIT	4303287	1		K-3746
	K-3191	MASTER VALVE REPAIR KIT		1	FOR A-6918 VALVE	
	K-3220	COUNTERSHAFT REPLT KIT	4301792 ,4301793 ,A - 6187 ,A - 6602 ,A - 6603	1		
	K-3288	GASKET KIT		1		K-3339, K-3340, K-3746
	K-3327	SMALL PARTS KIT		1		
	K-3331	SPLITTER VLV REPL KIT	4300927 ,4304031 ,4304032 ,A - 6862	1		
	K-3339	BASIC OVERHAUL KIT		1		
	K-3340	BASIC REBUILD KIT		1		
	K-3341	O-RING KIT		1		K-3339, K-3340, K-3746
	K-3367	OIL PUMP KIT	4301829 ,4301948 ,4303776 ,4304529 ,4304572 A - 6963 ,A - 7173	1		
	K-3399	ISOLATOR BUSHING KIT	21244 ,23311	1		
	K-3467	PIN REPLACEMENT KIT	21245	1		
	K-3480	REPL KIT - DRIVE GEAR	4300938	1		
	K-3492	SYNCHRONIZER KIT	K - 2446	1		

	K-3497	SYNCHRONIZER REPLACEMENT KIT	K - 3200	1	SLIDING CLUTCH INCLUDED IN KIT
	K-3671	FORCED LUBE CL HSG KIT	A - 7148	1	#1 PULL IRON
	K-3672	FORCED LUBE CL HSG KIT	A - 7149 ,A - 7150	1	#1 PULL IRON - NODAL MOUNT - UPPER/LOWER
	K-3673	FORCED LUBE CL HSG KIT	A - 7146	1	#1 PULL ALUMINUM - NODAL MOUNT
	K-3676	FORCED LUBE CL HSG KIT	A - 7145	1	#1 PULL ALUMINUM
	K-3677	FORCED LUBE CL HSG KIT	A-7592	1	#1 PULL IRON - NODAL MOUNT - UPPER
	K-3746	MASTER REBUILDER KIT		1	USE TO REBUILD RTLO -16918B W/NON-SELECTIVE WASHERS AND FORCED LUBE ONLY
	K-4125	CLUTCH INSTALLATION KIT (RT), HYDRAULIC RELEASE		1	STANDARD RT INPUT SHAFT AND YOKE FOR HYDRAULIC CLUTCH RELEASE
	S-1404	OIL FILTER	17238	1	
	S-1516	CAP ASSY	20851 ,20853	1	
	S-1659	INPUT SHAFT	23566	1	2" PULL - USE W/FBC 20550 K-2468, K-3339, K-3746, K-4125
	S-1660	INPUT SHAFT	23567	1	2" PUSH - USE W/FBC 20549
	S-1794	ISOLATOR ASSY		1	
	S-2129	SHIFT LEVER HSG ASSY		1	LOW TOWER
	S-2130	SHIFT LEVER HSG ASSY	S - 2053	1	HIGH TOWER
	S-2269	SHIFT BAR HSG	4302679	1	HOUSING ONLY (RTLOF)
	S-2270	SHIFT BAR HSG	4302675	1	HOUSING ONLY (RTLO)
	S-2271	SHIFT BAR HSG ASSY	4302679	1	COMPLETE (RTLOF) FOR UNITS BUILT PRIOR TO THE FORCED LUBRICATION SYSTEM DESIGN

<input type="checkbox"/>	S-2272	SHIFT BAR HSG ASSY	4302675	1	COMPLETE (RTLO) FOR UNITS BUILT PRIOR TO THE FORCED LUBRICATION SYSTEM DESIGN
<input type="checkbox"/>	S-2501	SPEEDO ROTOR ASSY	4302242	1	MAGNETIC
<input type="checkbox"/>	S-2502	REAR BRG COVER ASSY	4303604 ,4305827	1	MECHANICAL - 4:00 OPENING
<input type="checkbox"/>	S-2503	SPEEDO SPACER ASSY	4302590	1	
<input type="checkbox"/>	S-2519	SHIFT LEVER HSG ASSY	S - 2919	1	MID TOWER
<input type="checkbox"/>	S-2588	ROADRANGER VALVE ASSY		1	
<input type="checkbox"/>	S-2783	RANGE SECTION ASSY		1	
<input type="checkbox"/>	S-2783R	REMAN RANGE SECTION ASSY		1	
<input type="checkbox"/>	S-2809	REAR BEARING COVER ASSY	4302332 ,4303872 ,4304652 ,4305830	1	PUSH-IN/THREAD-IN MAGNETIC PICK-UP
<input type="checkbox"/>	S-2859	REAR BRG COVER ASSY	4302732 ,4305826	1	MECHANICAL - 6:00 OPENING
<input type="checkbox"/>	S-2910	SHIFT BAR HSG ASSY	4302675	1	COMPLETE (RTLO) FOR UNITS BUILT WITH THE FORCED LUBRICATION SYSTEM DESIGN
<input type="checkbox"/>	S-2911	SHIFT BAR HSG ASSY	4302679	1	COMPLETE (RTLOF) FOR UNITS BUILT WITH THE FORCED LUBRICATION SYSTEM DESIGN
<input type="checkbox"/>	S-3001	CASE ASSEMBLY	4305390 ,4305810 ,S - 2891	1	USE FOR UNITS BUILT WITH THE FORCED LUBRICATION SYSTEM DESIGN
<input type="checkbox"/>	S-3018	CASE ASSEMBLY	4304498 ,4305810 ,S - 2735	1	USE FOR UNITS BUILT PRIOR TO THE FORCED LUBRICATION SYSTEM DESIGN
<input type="checkbox"/>	S-3108	MAINSHAFT ASSY	4303402,4303403,S-2562,S-3101	1	