



DRIVELINE COMPONENTS CATALOG SMALL PARTS



J300P-9
DECEMBER 2008

Replaces
J300-P9 Dated
AUGUST, 2004

Changes from original:

5/11/09 Page 10 - corrected thread dia. and bolt length for 2-70-28X bearing strap assembly



SPICER[®]

Drivetrain Products

TABLE OF CONTENTS

Balance Weight	5
Bearing Cap Hardware	11
Bearing Retainer Assembly	11
Bearing Seal Protector	12
Bearing Strap Assembly	10
Bolts, Flange/ Flange Yoke	7
Bolts, Hardware	6,7
Boot Kit	8
Cap & Bolt Assembly	11
Dust Cap, One Piece	14
Dust Cap Assembly	13
Dust Cap Dimensions	15
Dust Cap Seal Dimensions	14
Dust Cap Washer Dimensions	15
Lube Fitting	8
Key, Square	17
Key, Woodruff	17
Lock Strap, Full Round, SPL	12
Lockwasher	7
Lockwire, 1/2 Round	12
Nuts & Bolts	6,7
Plug, Cup	3
Plug, Flat	4
Plug, Welch	4
Shipping Strap	12
Snap Ring	9
Spring Tab	11
Tube Deadener	16
U-Bolt Assembly	10
Washer, Coupling Shaft	16



Cup Plugs

Style	Outside Dia.	Height	Dia. of Vent Hole	Material	Spicer® Part Number
1	1.203	.265	.125	STEEL	1-68-14•
1	1.375	.250	NONE	STEEL	2-68-44•
1	1.500	.440	NONE	STEEL	1-68-134
1	1.625	.250	NONE	STEEL	2-68-144▲
1	1.750	.250	.125	STEEL	2-68-134■
1	1.750	.380	NONE	STEEL	2-68-104•
1	1.875	.250	NONE	STEEL	2-68-154
1	1.948	.440	.094	STEEL	3-68-54•
1	1.948	.620	NONE	STEEL	3-68-34•
1	1.948	.625	.085	STEEL	4-68-34•
1	2.188	.688	NONE	STEEL	3-68-44▲
1	2.188	.688	.094	STEEL	5-68-54•
1	2.188	.910	.095	STEEL	5-68-154▲
1	2.688	.250	.125	STEEL	6-68-44▲
1	2.688	.250	.125-27 NPT	STEEL	6-68-54•
1	2.688	.560	.125	STEEL	6.3-68-54▲
1	2.688	1.000	.090	STEEL	6-68-24▲
1	2.688	1.090	.125	STEEL	6.3-68-14•
1	2.689	.250	.125-27 NPT	STEEL	6-68-28X•
<i>INCLUDES RELIEF VALVE NO. 500167-2</i>					
1	2.750	.380	NONE	STEEL	8-68-34▲
1	2.875	.250	.125	STEEL	6-68-34▲
1	3.188	.810	.125	STEEL	6.5-68-44▲
1	3.320	.560	.125	STEEL	6.5-68-34•
1	3.562	.750	NONE	STEEL	6.5-68-24▲
1	3.794	.281	.188	STEEL	232755
<i>Fits tube w/l.D. of 100mm.</i>					
1	4.202	.282	.188	STEEL	232700
<i>Fits tube w/l.D. of 110mm</i>					
1	4.562	.340	.125	STEEL	8-68-24▲
1	4.578	.280	.188	STEEL	232696
<i>Fits tube w/l.D. of 120mm</i>					
2	2.188	.250	.095	NYLON	5-68-144▲
2	2.360	.725	.385	NYLON	5-68-234▲
2	2.360	1.225	.385	NYLON	5-68-78X•
<i>INCLUDES RELIEF VALVE NO. 500167-2</i>					
2	2.360	1.225	.385	NYLON	5-68-184▲
2	2.385	.725	.125	NYLON	5-68-164
2	2.385	.725	.438	NYLON	5-68-224▲
2	2.385	1.225	.125	NYLON	5-68-174
2	2.385	1.695	.125	NYLON	5-68-194▲
2	2.815	.781	.125	NYLON	6-68-64
2	2.860	.785	.385	NYLON	6-68-38X•
<i>INCLUDES RELIEF VALVE NO. 500167-2</i>					
2	2.860	.785	.385	NYLON	6-68-84▲
2	2.885	1.500	.125	NYLON	6-68-74
2	2.885	1.500	.385	NYLON	6-68-94▲
2	2.885	1.500	.385	NYLON	6-68-48X•
<i>INCLUDES RELIEF VALVE NO. 500167-2</i>					
2	3.360	.725	.125	NYLON	6.5-68-64
2	3.360	1.535	.125	NYLON	6.5-68-74



Style 1

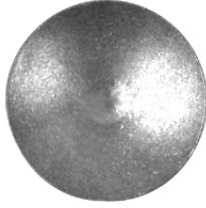


Style 2

• Part is discontinued ■ Part is available until supply is exhausted ▲ Not sold separately



Flat Plugs



Diameter	Dia. of Vent Hole	Material	Spicer® Part Number
1.312	0.125	STEEL	2-68-153 ▲
1.438	.125-27 NPT	STEEL	2-68-283
1.438	0.125	STEEL	3-68-23
1.812	.125-27 NPT	STEEL	4-68-123 ▲
3.062	0.125	STEEL	8-68-13

Welch Plugs




Diameter	Dia. of Vent Hole	Material	Spicer® Part Number
1.156	NONE	STEEL	232415 ▲
1.250	NONE	STEEL	500166-19•
1.312	NONE	STEEL	500166-20
1.312	0.125	STEEL	2-68-23
1.375	0.090	STEEL	2-68-253
1.438	.125-27 NPT	STEEL	2-68-28X■
	<i>INCLUDES RELIEF VALVE NO. 500167-2</i>		
1.500	NONE	STEEL	500166-23
	<i>INCLUDES RELIEF VALVE NO. 500167-2</i>		
1.562	0.125	STEEL	3-68-33
1.688	NONE	STEEL	3-68-183
1.688	0.125	STEEL	3-68-163
1.812	.125-27 NPT	STEEL	4-68-38X ▲
	<i>INCLUDES RELIEF VALVE NO. 500167-2</i>		
1.812	0.125	STEEL	4-68-143
2.000	NONE	STEEL	500166-31 ▲
2.062	0.125	STEEL	4-68-43
2.562	.125-27 NPT	STEEL	6-68-63 ▲
2.562	0.125	STEEL	6.5-68-13
2.750	0.125	STEEL	5-68-33

• Part is discontinued ■ Part is available until supply is exhausted ▲ Not sold separately



Balance Weights

Weight (oz.)	Style	Spicer® Part Number
.06	5	98-1492-2
.13	1	231817-9
	<i>Stainless steel weight for aluminum shafts</i>	
.15	2	230701-1
.19	1	231817-1
	<i>Stainless steel weight for aluminum shafts</i>	
.27	2	98-1562-2
.27	1	231817-2
	<i>Stainless steel weight for aluminum shafts</i>	
.36	1	231817-3•
	<i>Stainless steel weight for aluminum shafts</i>	
.43	1	231546-1
.45	2	98-1562-3
.50	6	232698-1
	<i>232698-1 was replaced by 5006852-6; (SPL)</i>	
.56	1	231817-4
	<i>Stainless steel weight for aluminum shafts</i>	
.62	1	231546-2
.66	4	231536-2
.70	5	232698-3
	<i>232698-3 was replaced by 5006852-8; (SPL)</i>	
.75	1	231817-5
	<i>Stainless steel weight for aluminum shafts</i>	
.96	1	231817-6
	<i>Stainless steel weight for aluminum shafts</i>	
.96	1	231817-7 ▲
	<i>Stainless steel weight for aluminum shafts</i>	
.98	1	231546-3
1.00	1	232698-4
	<i>232698-4 was replaced by 5006852-5; (SPL)</i>	
1.05	4	231536-3
1.20	1	232698-5
	<i>232698-5 was replaced by 5006852-1; (SPL)</i>	
1.70	1	232698-7
	<i>(SPL)</i>	
1.78	5	98-1492-6
	<i>98-1492-6 was replaced by 5006852-3</i>	
2.00	1	232698-8
	<i>232698-8 was replaced by 5006852-3; (SPL)</i>	




Style 1



Style 2



Style 3
(Bent)



Style 4



Style 5
(Curved)



Style 6

• Part is discontinued ■ Part is available until supply is exhausted ▲ Not sold separately



Important: See Safety Information in General Information Section (J300P-GI)

Bolts



Thread Size	Head: Hex/12pt Allen	Hex.	Self Locking (Y or N)	Grade	Length Under Head	Overall Thread Length	Spicer® Part Number
.250-28	HEX	.312	Y	2	.625	.625	231401
.312-24	HEX	.312	N	N/A	.750	.750	500666-14•
.312-24	HEX	.312	Y	2	.750	.750	231142
.312-24	HEX	.438	N	7	1.438	.875	230914
.312-24	HEX	.500	N	8	.562	.562	5-73-809•
.312-24	HEX	.500	N	8	1.250	1.000	5-73-220•
.312-24	HEX	.500	N	8	1.750	1.000	5-73-1228
.312-24	HEX	.500	Y	8	.565	.565	5-73-109
.312-24	HEX	.500	Y	8	.500	.500	5-73-709
						<i>SERRATED HEAD BOLT</i>	
.375-24	12 pt	—	Y	N/A	.750	.750	6-73-412
						<i>BEARING STRAP BOLT</i>	
.375-24	HEX	.562	N	8	1.250	.750	7-73-620•
						<i>BRAKE FLANGE BOLT</i>	
.375-24	HEX	.562	N	8	1.562	1.000	6-73-725
						<i>BRAKE FLANGE BOLT</i>	
.375-24	HEX	.562	Y	8	.562	.562	6-73-209
						<i>SERRATED HEAD BOLT</i>	
.375-24	HEX	.562	Y	8	1.000	.750	6-73-527
.375-24	12 pt	.562	Y	N/A	1.000	.750	6-73-612
						<i>BEARING STRAP BOLT</i>	
.375-24	HEX	.562	Y	8	1.688	.750	6-73-427•
.375-24	HEX	.562	Y	8	.625	.500	6-73-109
.375-24	HEX	.625	Y	8	.688	.500	6-73-311
.438-20	HEX	.625	N	8	1.938	.875	7-73-528•
.438-20	HEX	.625	Y	N/A	.875	.875	7-73-315
						<i>SERRATED HEAD BOLT</i>	
.500-20	12 pt	.750	Y	N/A	1.000	1.000	8-73-316
.500-20	HEX	.750	N	8	1.875	.688	8-73-130
.500-20	HEX	.750	N	8	4.375	1.000	8-73-170•
.500-20	HEX	.750	N	8	1.500	.875	8-73-640•
.500-20	HEX	.750	Y	8	1.738	.750	8-73-123
.500-20	HEX	.750	N	8	2.500	1.375	8-73-340
M6-1.00	HEX	.394	N	10.9	.630	.630	6-73-116M•
M8-1.00	HEX	.312	Y	N/A	.551	.551	8-73-114M
M8-1.00	HEX	.500	N	N/A	.551	.551	5-73-509M•
M8-1.00	HEX	.312	Y	N/A	.750	.750	231402
M8-1.25	12 pt	.236	Y	10.9	1.948	1.948	8-73-250M
M8-1.25	HEX	.312	Y	10.9	1.950	1.950	8-73-150M•
M10-1.25	HEX	.714	Y	N/A	.585	.585	10-73-114M
						<i>SERRATED HEAD BOLT</i>	
M12-1.25	12 pt	—	Y	10.9	.984	.984	12-73-125M
					<i>12-73-125M was replaced by 5007417</i>		
M12-1.75	HEX	.708	N	N/A	3.150	1.181	12-73-180M•
M12-1.25	12 pt	—	Y	N/A	.984	.984	5007417

• Part is discontinued ■ Part is available until supply is exhausted ▲ Not sold separately



Nuts



Self Lock (Y or N)	Thread Size	Hex	Thickness	Spicer® Part Number
N	.312-24	.500	.266	231421-2
N	.375-24	.562	.328	231421-3
N	.438-20	.688	.375	231421-4
N	.500-20	.750	.438	231421-5▪
N	M12 X 1.75	.701	.590	12-74-21M•
N	.625-18	.938	.547	231421-7
Y	.625-18	.938	.556	10-74-101
Y	1.000-20	1.500	.500	16-74-11

USES COTTER PIN

Bolts, Lockwashers and Nuts for Companion Flange/
Brake Disc/ Flange Yoke Connections



Series	Bolt Data			Application Data		Brake Disc Thick.	Bolt Part Number	Uses L'Washer Number	Uses Nut Number	Bolt Torque (Lb. Ft.)
	Thread Size	Under Head Length	Shoulder Length	Comp. Flange Thick.	Flange Yoke Thickness					
1000/1100	.312-24	.875	.406	.250	.203	—	5-73-414•	500357-10	231421-2	22-25
1310	.375-24	1.000	.500	.280	.255	—	6-73-316	500357-11	231421-3	40-48
1330/1350/1410	.438-20	1.188	.626	.312	.322	—	7-73-219	500357-12	231421-4	63-75
1330/1350/1410	.438-20	1.625	1.000	.312	.322	.375	7-73-126	500357-12	231421-4	63-75
1480/1550	.500-20	1.375	.687	.375	.375, .410	—	8-73-122	500357-13	231421-5	97-116
1480/1550	.500-20	1.750	1.062	.312	.375, .410	.375	8-73-228•	500357-13	231421-5	97-116
1610	.375-24	1.562	.843	.312	.375	.375	6-73-325	500357-11	231421-3	40-48
1610	.375-24	1.188	.626	.312	.375	—	6-73-1219	500357-11	231421-3	40-48
1710	.375-24	1.688	1.125	.375	.375	.375	6-73-1227•	500357-11	231421-3	40-48
SPL100/1610/ SPL140/1710	.375-24	1.250	.750	.375	.375	—	6-73-220	500357-11	231421-3	40-48
SPL140/SPL170/ SPL250/1760	.438-20	1.375	.750	.375	.375	—	7-73-122	500357-12	231421-4	63-75
1760/1810	.437-20	1.750	1.062	.375	.375, .438	.375	7-73-228	500357-12	231421-4	63-75
1810/1880/1900	.625-18	1.938	1.062	.625	.562	—	10-73-131	232233	231421-7	194-232

Shaft Nuts

Thread size	Nut Finish	Part Number	Torque to (lb. ft.)
.625-18	CADMIUM	231781	100-120
M30 X 2	CADMIUM	250-74-11	475-525
1.000-20	BLACK	16-74-101	400-450
1.000-20	SILVER	16-74-101	275-325
1.250-18	BLACK	231502	700-750
<i>Flange Diameter is 2.125"</i>			
1.250-18	BLACK	20-74-91	475-525
<i>Flange Diameter is 2.500"</i>			
1.250-18	SILVER	231502	475-525
1.500-18	BLACK	24-74-21	1000-1500 Castle Nut



• Part is discontinued ■ Part is available until supply is exhausted ▲ Not sold separately



Important: See Safety Information in General Information Section (J300P-GI)

Boot Kits



Lg. Dia. Boot	Sm. Dia. Boot	Boot Length	Boot Part Number	Lg. Clamp Part Number	Sm. Clamp Part Number	Spicer® Part Number
1.606	1.060	4.000	232843	231438-28	231438-6	212112X
1.670	1.140	4.070	232485	231438-4	231438-6	211916X
1.670	1.140	5.030	232557	231438-4	231438-6	211932X
1.670	1.230	4.070	232681	231438-4	231438-6	212010X
1.670	1.230	4.070	232681	231438-4	231438-6	211503X
<i>Originally used boot# 231841, which is .760" longer</i>						
2.030	1.360	4.140	232655	231438-27	231438-26	212007X
2.323	2.185	7.559	232818	00-11-89-2	00-11-89-1	212094X
2.500	1.500	5.340	231561	231438-2	231438-1	211344X
2.500	1.660	5.340	231597	231438-2	231438-4	211462X
2.768	2.768	10.331	70-13-19	231438-24	231438-24	212146X SPL100
3.787	3.787	7.952	232756	232757	232757	212059X SPL140
4.141	4.141	5.710	232701-4	232702	232702	211987-2X SPL170
4.141	4.141	11.220	232701-2	232702	232702	211987X SPL170/250
4.508	4.508	7.953	232695-1	232493	232493	211959X SPL170/250

Lube Fittings



Style	Thread Size	Hex	Overall Length	Spicer® Part Number
1	.125-27NPT	.438	.660	500168-2
1	.250-28	.312	.540	500174-1
1	.250-28	.312	.680	500174-2•
2	.250-28	.312	.406	231209
				<i>Installs w/screwdriver</i>
2	#10-32	—	.344	230977
				<i>Installs w/screwdriver</i>
3	.125-27NPTF	.500	.843	232830
				<i>Use pliers to tighten</i>

• Part is discontinued ■ Part is available until supply is exhausted ▲ Not sold separately



Snap Rings

Style	Fits Brg. Dia.	Thick (+or-0.0005)	Color	Spicer® Part Number
1	.938	.058	NONE	1-7-29
1	1.062	.055	GREEN	2-7-469
1	1.062	.057	PURPLE	2-7-329
1	1.062	.058	NONE	2-7-309▪
1	1.062	.058	NONE	2-7-4
1	1.062	.059	COATED	2-7-359•
<i>Coated for use in aluminum yokes</i>				
1	1.062	.059	COPPER	2-7-29
1	1.062	.060	WHITE	2-7-49
1	1.062	.063	YELLOW	2-7-449
1	1.062	.065	BLUE	2-7-459
1	1.188	.058	NONE	3-7-39
1	1.188	.059	COPPER	3-7-4
1	1.188	.061	WHITE	3-7-49
1	1.375	.058	NONE	3-7-89
1	1.375	.058	WHITE	55-7-19-2
1	1.375	.060	COPPER	3-7-109
1	1.375	.062	YELLOW	4-7-69
2	.938	.058	COPPER	10-7-29
2	1.000	.093	NONE	2-7-79•
2	1.062	.058	NONE	2-7-429•
<i>XTRA THICK-USED IN MERC KIT 5-589X</i>				
2	1.062	.058	NONE	2-7-99
<i>SPEC FOR USE ON WHEEL JT.</i>				
2	1.062	.060	NONE	2-7-299
2	1.102	.060	COPPER	2-7-369
2	1.125	.058	NONE	2-7-529
2	1.188	.058	NONE	3-7-99
2	1.375	.060	NONE	3-7-129




Style 1



Style 2

• Part is discontinued ■ Part is available until supply is exhausted ▲ Not sold separately





U-bolt Assemblies

2 U-bolts and 4 Nuts each

Joint Series	Thread Dia.	CL-CL	Fits Bearing Cap Dia.	U-bolt No.	L'washer No.	Nut No.	Nut Torque (Lb. Ft.)	Spicer® Part Number
1210/1310/1330	.312-24	1.416	1.062	2-94-29	500357-10	231421-2	14-17	2-94-28X
1330 SPECIAL/3R	.312-18	1.590	1.125	2-94-69	500356-10	231421-2	17-24	2-94-58X
1350/1410	.375-24	1.666	1.188	3-94-19	500357-11	231421-3	20-24	3-94-18X
1480/1550	.438-20	1.914	1.375	3-94-29	500357-12	231421-4	32-37	3-94-28X



Bearing Strap Assemblies

2 straps and 4 bolts each

Joint Series	Fits Brg. Cap Dia.	Thread Dia.	Bolt Length	Strap No.	Bolt No.	CL-CL	Bolt Torque (Lb. Ft.)	Spicer® Part Number
SPL90/100	1.625	.375-24	.750	90-70-19	6-73-412	2.312	45-60	90-70-28X
1210/1310/1330	1.062	.250-28	.625	2-70-59	231401	1.587	1318	2-70-18X
1330	1.062	.312-24	1.440	2-70-39	230914	1.587	13-18	2-70-28X
1350	1.188	M8 X 1.0	.750	3-70-89	231402	1.806	13-18	3-70-48X
1350/1410	1.188	.312-24	.750	3-70-89	231142	1.806	25-30	3-70-28X
1480/1550	1.375	.375-24	.750	3-70-99	6-73-412	2.130	55-60	3-70-38X
1610	1.875	.375-24	.750	5-70-119	6-73-412	2.500	45-60	5-70-28X
1710/1760/1810	1.938	.500-20	1.000	6.5-70-89	8-73-316	2.806	115-135	6.5-70-18X
3R	1.125	—	—	N.S.S.	N.S.S.	—	30-35	2-70-48X
7260	1.062	.250-28	.625	231079	231401	1.500	13-18	2-70-38X

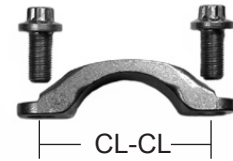
Uses 500357-9 Lockwasher

• Part is discontinued ■ Part is available until supply is exhausted ▲ Not sold separately




**Cap and Bolt Assemblies
Bearing Retainer Assemblies**

2 caps or 2 retainers and 4 bolts each



Joint Series	Thread Dia.	CL-CL	Bolt Torque (Lb. Ft.)	Bolt Length	Strap No.	Bolt No.	Part Number
SPL140	M12 X 1.25 6G	3.000	115-135	.984	140-70-19	5007417	140-70-18X
SPL170	M12 X 1.25 6G	3.228	115-135	.984	170-70-19	5007417	170-70-18X
SPL250	M12 X 1.25 6G	3.444	115-135	.984	250-70-19	5007417	250-70-18X
1650	.500-20	2.375	77-103	1.438	5-70-89	8-73-123	5-70-18X
1950	.750-16	4.250	271-362	2.750	9-70-39	12-73-144	9-70-18X•



Style 1



Style 2

**1610-1880 Series
SPL140/170/250 Series
Bearing Cap Hardware/Spring Tab**

Lock Strap Style	Th'd size	Length Under Head	Fits Series	Bolt Part Number	Used w/ Lock Strap Number
1	.312-24	.562	1610	5-73-109 (2)	98-741
—	.375-24	.562	1710/1760/1810	6-73-209 (3)	—
1	.375-24	.610	1710/1760/1810	6-73-109 (2)	230323
—	.375-24	.750	1610	6-73-412 (2)	—
—	.438-20	.875	1880	7-73-315 (2)	—
—	.500-20	2.500	WING BEARING	8-73-340 (1)	—
2	M8 X 1.00-6G	.551	SPL140/170/250	8-73-114M (2)	232584 (SPL)

- (1) Used with wing bearing type bearing caps
- (2) Self locking bolts with lock patch
- (3) Self locking bolts with serrated heads

Note: Spicer does not recommend re-use of self locking bolts and does not recommend using serrated head, self locking bolts with lockstraps.

• Part is discontinued ■ Part is available until supply is exhausted ▲ Not sold separately



Important: See Safety Information in General Information Section (J300P-GI)

1/2 Round Lockwires




Series	Part Number
SPL140	231351-4■
SPL170	232691•
SPL250	232692•
1610	231293
1710	231351-1
1760	231351-3
1810	231351-2

Full Round Lock Straps/ SPL Lock Straps



CL-CL Bolt Holes	Bolt Size	Series	Part Number
2.000	.312	1500	98-781•
2.312	.312	1610	98-741
2.438	.375	1710/1760/1810	230323
2.812	.375	1800	98-743
2.812	.438	1880	231009•

Shipping Straps



Series	Part Number
1310	2-95-29
1330/1350	3-95-19
1410	3-95-29
1480	3-95-79
1550	4-95-49

Bearing Seal Protectors



Bearing Diameter	Kit Part Number	Seal Protector Part Number	Bearing Diameter	Kit Part Number	Seal Protector Part Number
1.062	SPL90X	231993	1.062	5-811X	232976-2T
<i>SPL90X was replaced by SPL100-1X</i>			1.062	5-812X	232976-1
1.062	5-785X	232976-2T	1.190	5-799X	232977-2
1.062	5-786X	232976-2T	1.190	5-800X	232977-2
<i>5-786X was replaced by 5-785X;</i>			<i>5-800X was replaced by 5-799X</i>		
1.062	5-787X	232976-2T	1.190	5-801X	232977-2
1.062	5-788X	232976-2T	1.190	5-802X	232977-2
1.062	5-789X	232976-2T	<i>5-802X was replaced by 5-801X</i>		
1.062	5-790X	232976-2T	1.370	5-803X	232872-2
1.062	5-791X	232976-2T	1.370	5-804X	232872-1
<i>5-791X was replaced by 5-790X;</i>			1.370	5-805X•	232872-2
1.062	5-792X	232976-2T	1.370	5-806X	232872-2
1.062	5-793X	232976-2T	1.370	5-807X	232872-1
1.062	5-794X	232976-2T	1.370	5-809X	232872-1
<i>5-794X was replaced by 5-793X;</i>			<i>5-809X was replaced by SPL70-1X</i>		
1.062	5-795X	232976-2T	1.625	SPL100-1X	232884-1
1.062	5-796X	232976-2T	1.937	SPL140X	232753
1.062	5-797X	232976-2T	2.165	SPL170X	232689
<i>5-797X was replaced by 5-796X;</i>			<i>SPL170X was replaced by SPL170-3X</i>		
1.062	5-798X▲	232976-2T	2.362	SPL250X	232693

• Part is discontinued ■ Part is available until supply is exhausted ▲ Not sold separately



Dust Cap Assemblies



Series	Dust Cap Part Number	I.D. @ Th'd End R=Round S=Splined	Washer		Seal		Type R=Round S=Splined	Dust Cap Assy
			Part Number	O.D./I.D. or O.D. of Spline & # Teeth	Part Number R=Rubber C=Cork	O.D./I.D. or O.D. of Spline & # Teeth		
1000	2-14-139 [▲]	1.594/R	—	.000 / .000	2-16-53/C	1.594/1.000	R	D2L
1000/1280	2-14-69	1.594/S	—	.000 / .000	2-16-53/C	1.594/1.000	R	D2A
1100	1-14-29	1.312/S	—	.000 / .000	1-16-23/C	1.219 / .875	R	D1A
1110	1-14-79•	1.438/S	—	.000 / .000	1-16-93/C	1.410 / .875	R	D1B
1270	2-14-19	1.594/R	2-15-13	1.500/1.031	2-16-53/C	1.594/1.000	R	D2B
1270	2-14-19	1.594/R	2-15-13	1.500/1.031	2-16-93/R	1.562 / .969	R	D2F
1280	2-14-69	1.594/S	—	.000 / .000	2-16-93/R	1.562 / .969	R	D2K
1310	3-14-39	1.652/R	3-15-33	1.562/1.174	2-16-263/R	1.625/1.146	R	D2M
1310	3-14-39	1.652/R	3-15-33	1.562/1.174	3-16-43/C	1.641/1.156	R	D2C
1310	3-14-89	1.779/R	3.5-15-53	1.688/1.280	3-16-83/R	1.750/1.219	R	D2N
1310/1350	3-14-39	1.652/R	3-15-11	1.562/1.406-16	3-16-11/C	1.641/1.375-16	S	D3E
1350/1410	3.5-14-39	1.779/R	3-15-31	1.688/1.406-16	3-16-31/C	1.766/1.375-16	S	D3G
1350/1410	3.5-14-39	1.779/R	3.5-15-53	1.688/1.281	3-16-83/R	1.750/1.219	R	D3F
1350/1410	3.5-14-39	1.779/R	3.5-15-53	1.688/1.281	3-16-53/C	1.750/1.250	R	D3A
1410	3.5-14-19	2.026/R	4-15-43	1.938/1.438	3-16-93/C	2.000/1.406	R	D4F
1410	3.5-14-39	1.779/R	3.5-15-53	1.688/1.281	3-16-53/C	1.750/1.250	R	D3B
1410	3.5-14-39	1.779/R	3-15-51	1.688/1.528-16	3-16-51/C	1.750/1.500-16	S	D3K
1410/1480	3-14-59	1.969/R	3-15-63	1.875/1.344	3-16-103/C	1.950/1.295	R	D3H
1480	3-14-59	1.969/R	3-15-41	1.875/1.600-16	3-16-41/C	1.938/1.575-16	S	D3J
1480	3-14-69	2.715/R	3-15-73	2.625/1.766	3-16-113/C	2.703/1.730	R	D3D
1500	3.5-14-19	2.026/R	4-15-43	1.938/1.438	4-16-123/R	1.984/1.375	R	D4G
1500	3.5-14-19	2.026/R	4-15-43	1.938/1.438	4-16-83/C	2.000/1.400	R	D4E•
1500	3.5-14-19	2.026/R	4-15-43	1.938/1.438	4-16-83/C	2.000/1.400	R	D4A
1550	4-14-69	2.225/R	4-15-13	2.125/1.422	3-16-123/R	2.188/1.375	R	D4M
1550	4-14-69	2.225/R	4-15-31	2.125/1.778-16	4-16-31/C	2.205/1.726-16	S	D4K
1550	4-14-69	2.225/R	4-15-13	2.125/1.422	4-16-143/C	2.203/1.406	R	D4J
1550	4-14-79	2.969/R	4-15-123	2.906/1.969	4-16-153/C	2.953/1.910	R	D4L
1600	5-14-29	2.969/S	5-15-33	2.906/2.281	5-16-33/C	2.969/2.260	R	D5C
1710/1760/1810	6-14-39	3.586/R	6-15-43	3.500/2.906	6-16-63/C	3.547/2.875	R	D6E
1900	9-14-19•	4.712/R	9-15-13	4.625/3.656	9-16-13/C	4.672/3.625	R	D9A•

• Part is discontinued ■ Part is available until supply is exhausted ▲ Not sold separately



Important: See Safety Information in General Information Section (J300P-GI)

One Piece Dust Caps



Used On Series	Fits Type	Splined Shaft Neck Dia.	Dia.	Slip Yoke Spline Size	Greasable Y=Yes N=No	Part Number
SPL90	1	1.690	2.400	1.938-30	Y	90-86-18
1310	1	1.020	1.940	1.250-16	Y	211256X
1310	1	1.170	2.120	1.375-16	N	231603•
1310,1330,1350	1	1.170	2.120	1.375-16	Y	211121X
1330	1	1.260	2.120	1.500-30	Y	211158X
1410	2	1.300	2.390	1.375-16	N	3-86-88
1550	2	1.410	2.460	1.750-16	N	4-86-18
1610	2	1.625	2.640	2.000-16	N	5-86-68
1710,1760	2	2.062	3.350	2.50-16	N	6.3-86-18
1810	2	2.520	3.970	3.000-16	N	6.5-86-38

Dust Cap Seal Dimensions

Part Number	Type R=Round S=Splined	O.D.	I.D./ O.D. Spline	No. of Splines	Thickness Teeth	Material
2-16-263	R	1.625	1.146	—	.312	RUBBER
1-16-23 [▲]	R	1.219	.875	—	.312	CORK
1-16-93 [▲]	R	1.410	.875	—	.312	CORK
2-16-53	R	1.594	1.000	—	.312	CORK
2-16-93	R	1.562	.969	—	.219	RUBBER
3-16-43	R	1.641	1.156	—	.312	CORK
3-16-11	R	1.641	1.375	16	.312	CORK
3-16-83	R	1.750	1.219	—	.219	RUBBER
3-16-53	R	1.750	1.250	—	.312	CORK
3-16-51	R	1.750	1.500	16	.312	CORK
4-16-83	R	2.000	1.400	—	.375	CORK
3-16-93	R	2.000	1.406	—	.188	CORK
4-16-143	R	2.203	1.406	—	.375	CORK
5-16-23	R	2.203	1.615	—	.375	CORK
5-16-53•	R	2.516	1.615	—	.375	CORK
3-16-113	R	2.703	1.730	—	.219	CORK
6-16-53•	R	2.703	2.000	—	.312	CORK
6-16-123	R	2.938	2.062	—	.312	CORK
4-16-153	R	2.953	1.922	—	.220	CORK
5-16-33■	R	2.969	2.260	—	.220	CORK
6.5-16-13•	R	3.547	2.406	—	.500	CORK
8-16-33	R	3.547	2.510	—	.500	CORK
6-16-63■	R	3.547	2.875	—	.312	CORK
9-16-13■	R	4.672	3.625	—	.500	CORK
3-16-31	S	1.766	1.375	16	.312	CORK
3-16-41	S	1.938	1.575	16	.375	CORK
4-16-31	S	2.205	1.726	—	.375	CORK
6-16-143	S	2.906	2.500	16	.312	CORK

• Part is discontinued ■ Part is available until supply is exhausted ▲ Not sold separately



Dust Cap Dimensions

Dust Cap Part Number	Type R=Round S=Splined	I.D. Threads	Hole Size & # Teeth	Length
2-14-69	S	1.594	1.270-16	.656
2-14-19	R	1.594	1.281	.602
2-14-139 [▲]	R	1.594	1.297	.656
3-14-39	R	1.652	1.406	.750
3.5-14-39 [▲]	R	1.781	1.525	.750
3-14-59	R	1.969	1.594	.750
3.5-14-19 [▲]	R	2.026	1.745	.750
4-14-69	R	2.225	1.770	.750
5-14-39•	R	2.526	2.020	.750
3-14-69	R	2.715	2.286	.750
6-14-29	R	2.719	2.520	1.000
4-14-79	R	2.969	2.520	.810
6.5-14-19	R	3.586	3.031	1.000
<i>6.5-14-19 was replaced by 6.5-86-38</i>				
6-14-39	R	3.586	3.281	.750
9-14-19•	R	4.712	4.188	1.062
1-14-29	S	1.312	1.062-16	.656
<i>1-14-29 was replaced by D1A</i>				
1-14-79•	S	1.438	1.062-16	.656
5-14-29	S	2.969	2.688-18	.562

Dust Cap Washer Dimensions

Washer Part Number	Type R=Round S=Splined	O.D.	I.D. Round Hole/ O.D. Spline	No. of Teeth	Thickness
2-15-13	R	1.500	1.031	—	.033
3-15-33	R	1.562	1.174	—	.033
3.5-15-53	R	1.688	1.281	—	.033
3-15-63	R	1.875	1.335	—	.033
4-15-43	R	1.938	1.438	—	.033
4-15-13	R	2.125	1.422	—	.033
5-15-23	R	2.120	1.640	—	.033
5-15-43•	R	2.440	1.640	—	.033
3-15-73	R	2.625	1.766	—	.033
6-15-33	R	2.656	2.031	—	.054
4-15-123	R	2.906	1.969	—	.033
5-15-33■	R	2.906	2.281	—	.033
6-15-93	R	2.910	2.080	—	.054
8-15-23•	R	3.500	2.438	—	.054
8-15-33	R	3.500	2.560	—	.054
6-15-43■	R	3.500	2.906	—	.054
9-15-13■	R	4.625	3.656	—	.054
3-15-11 [▲]	S	1.562	1.406	16	.033
3-15-31	S	1.688	1.406	16	.033
3-15-51	S	1.688	1.528	16	.033
3-15-41	S	1.875	1.600	16	.033
4-15-31	S	2.125	1.778	16	.033

• Part is discontinued ■ Part is available until supply is exhausted ▲ Not sold separately





Important: See Safety Information in General Information Section (J300P-GI)

Coupling Shaft Washers



I.D.	O.D.	Thickness	Part Number
.660	1.266	.188	230123-14*
.660	1.500	.188	230123-12
1.062	2.000	.125	98-216
1.281	2.750	.156	230123-6

Tube Deadeners



Fits Tube		Length	Part Number
O.D. Tube	Wall th'k		
2.500	.065/.083	12.00	98-1553-1
2.500	.083	6.00	98-1553-5^
3.500	.083/.095/.134	12.00	231753-1
4.000	.095	12.00	231094-1
4.000	.134	3.00	231095-3^
4.000	.134	6.00	231095-2*
4.000	.134	12.00	231095-1
4.245	.185	12.00	232793 (SPL)
4.500	.259	12.00	231185-1
5.197	.236	12.00	232697 (SPL)

• Part is discontinued ■ Part is available until supply is exhausted ^ Not sold separately




Square Keys

Width	Length	Key Part Number
.250 X .250	2.000	10-8
<i>10-8 was replaced by 378484-25</i>		
.250 X .250	2.000	378484-25



Woodruff Keys

Width	Key Part Number	
	Woodruff	Spicer
.312	B	500007-25



• Part is discontinued ■ Part is available until supply is exhausted ▲ Not sold separately



Important: See Safety Information in General Information Section (J300P-GI)







SPICER[®]

Drivetrain Products

Dana Holding Corporation
Spicer Service Parts
PO Box 321
Toledo, Ohio 43697-0321
1-800-SAY-DANA (729-3262)
www.spicerparts.com

Dana Holding Corporation
Spicer Service Parts - Canada
5095 South Service Road
Beamsville, Ontario LOR 1B0
Tech Service: (905) 563-4991

Dana Holding Corporation
Spicer Service Parts - International
(419) 861-6325