






Right-Click Graphic for Options

<input checked="" type="checkbox"/>	Item	Current Part	Description	Replaced Part	Qty	Notes	Kits/Assys Where Used
<input type="checkbox"/>	1	23559	SEAL		1	NOT SOLD FOR SERVICE	
<input type="checkbox"/>	2	16980	SNAP RING		1		K-2917, K-3600, K-3602, K-3723, K-4124
<input type="checkbox"/>	3	4301417	BEARING	81504	1		See List
<input type="checkbox"/>	5	4302486	SNAP RING		1	USE W/4304010 MAIN DRIVE GEAR	K-2917, K-3602
<input type="checkbox"/>	5	4303362	SNAP RING		1	USE W/4304641 MAIN DRIVE GEAR	See List
<input type="checkbox"/>	6	4303016	NLA-ORDER K-3420		1		
<input type="checkbox"/>	6	4303032	NLA-ORDER K-3420		1		
<input type="checkbox"/>	6	4303183	NLA-ORDER K-3420		1		
<input type="checkbox"/>	6	4304010	NLA-ORDER K-3420	4304008 ,4304009	1		
<input type="checkbox"/>	6	4304641	MAIN DRIVE GEAR	4304640	1	USE W/4303362 SNAP RING AND S-2822 INPUT SHAFT	

	8	K-3602	CLUTCH INSTALLTION KIT	4302315 ,S - 2988	1	FOR 4302315 INPUT SHAFT REPLACEMENT	
	8	S-2395	NLA-ORDER K-3420	4302315	1		
	8	S-2822	INPUT SHAFT ASSY	4304633	1	2" PULL - USE W/4304641 MAIN DRIVE GEAR	K-3420, K-3600, K-3723, K-4124
	9	16566	BUSHING		1		K-2924, K-3132, S-2395, S-2822
	10	K-3600	CLUTCH INSTALLTION KIT		1	FOR CURRENT DESIGN INPUT SHAFT (S-2822)	
	10	K-3602	CLUTCH INSTALLTION KIT	4302315 ,S - 2988	1	FOR ORIGINAL DESIGN INPUT SHAFT (4302315)	
	10	K-4124	CLUTCH INSTALLATION KIT (FR), HYDRAULIC RELEASE		1	STANDARD FR INPUT SHAFT AND YOKE FOR HYDRAULIC CLUTCH RELEASE	